

The DataJam Download

Official Newsletter of The DataJam



**A Guide to Giving
an Effective
DataJam
Presentation
Final Presentations
4/17 – 4/23**

**DataJam Finale!
4/25/24**

**DataJam Videos to
be Featured on
DataJam**

**Instagram the
Month Following
the Finale**

**Women in Data
Science (WiDS)
Presentation**

DataJam Jordan

**Meet the DataJam
Mentor**

**Meet the Data
Science
Professional**

A Guide to Giving an Effective DataJam Presentation

By: Diogo Santos, Essence Crosdale

As you are preparing for your DataJam Final Presentation, please review our [Guide to Giving an Effective DataJam Presentation](#) on the [Resources](#) page of the DataJam website. It was produced by two DataJam mentors: Diogo Santos & Essence Crosdale, who were featured in the Meet the Mentor column in Issue 13 of the DataJam Download in October 2023.

DataJam Final Presentations will be scheduled April 17th-23rd

Each DataJam team will be scheduled to give a final presentation to a panel of 3 judges for a half-hour time block that will be scheduled between April 17th - 23rd. Dr. Cameron will reach out to each team the first week of April to schedule the team's final presentation. All final presentations will be scheduled on Zoom. The schedule will be:


0-5 min	Introduction of judges
5-15 min	Team presentation & slides
15-25 min	Questions from judges
25-30 min	Available for questions from teams to judges

The DataJam Finale

The DataJam Finale will be held on Zoom on Thursday, April 25th from 5:30-7:00 EDT, 2:30-4:00 PDT. This year's finale will feature brief presentations from students, mentors and teachers participating in DataJam from around the country, an interactive activity where viewers can vote for a "Fan Favorite Award", and a new feature "videos summarizing each DataJam project"! Make sure to save the date and attend online. Invite family and friends to view this year's DataJam Finale!



DataJam Videos will be Posted on Instagram the Month Following the Finale





This year for the first time ever, we are encouraging each DataJam team to work with their mentor to produce a 30-second video of one highlight of their DataJam project. We hope teams will be involved in making these videos with their mentors, but if a team prefers not to do this, the mentor will make a video for the team. The videos will all be shown at the DataJam Finale. The videos should mention:

- The name of the team's school
- The team name if there is more than one team at your school
- The names of the students on the team
- The project title
- One key finding (point to a graph or figure on your poster while talking about it)

An easy way to make the video is to record a Zoom session while sharing the screen and having the poster on the screen, however, any video-making program can be used. Submit the video as a .mp4 file, emailed to datajam@thedatajam.org and direct messaged (DM'd) to [@the_datajam](https://www.instagram.com/the_datajam) by Monday, April 22nd to be featured at the finale.

After the DataJam Finale, we plan to continue engaging our community and showcasing the incredible projects from our participants. We will be posting videos, highlights, and testimonials on our Instagram account [@the_datajam](https://www.instagram.com/the_datajam) to keep the momentum going. We encourage everyone, including participants, mentors, and supporters, to submit their content for featuring on our platform. Let us know if you want your video, poster or other content featured by direct message (DM) to our Instagram account or by emailing us at datajam@thedatajam.org. Let's celebrate the success of DataJam together and continue to inspire others with your amazing work!

Instagram Feed

 Stay connected with The DataJam community! Follow us on Instagram for newsletter notifications, inspiring content, behind-the-scenes moments, and updates on our high school competition journey.  #DataJam #STEM #BigData #DataScience



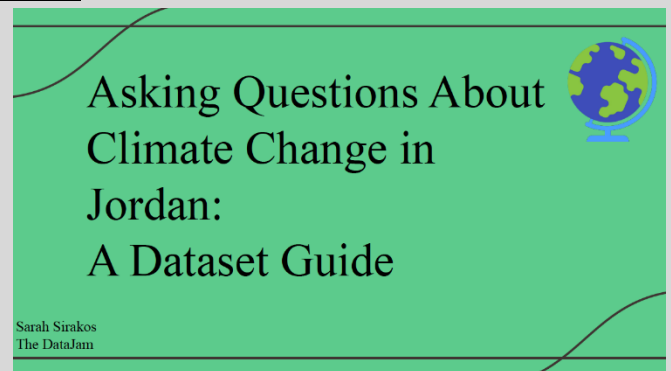
Women in Data Science (WiDS) Presentation at Carnegie Mellon University



Women in Data Science (WiDS) is an international organization of professional data scientists and students whose purpose is “to inspire and educate data scientists worldwide, regardless of gender, and support women in the field.” Judy Cameron and Beth Bauer from the DataJam Board of Directors had the opportunity to give a presentation about DataJam at the March 16th conference at Carnegie Mellon University in Pittsburgh. Several conference attendees were very interested and volunteered to be judges for DataJam 2024!


DataJam Jordan: International DataJam Success

A research team from the School of Public Health at UC San Diego was awarded a grant from the National Institutes of Health (NIH) to create the Global Center on Climate Change and Water Energy Food Health Systems (GC3WEFH) to address the impacts of climate change on water, energy, food, and health systems in the climate-vulnerable communities of the Azraq Basin in Jordan. Catherine Cramer, who is on the DataJam Board of Directors, is part of this project, and worked to have DataJam included in the project’s community engagement efforts.



Judy Cameron, DataJam Executive Director, created a completely online version of the mentorship training class, which has been translated into Arabic and is now being used to train DataJam Mentors in Jordan. DataJam Jordan is now underway, and 27 DataJam teams have been formed in schools in the Azraq Basin, including teams in a large refugee camp. The most recent addition to DataJam Jordan is the Climate Change in Jordan Dataset Guide, created by Sarah Sirakos, who is a DataJam Mentor and a University of Pittsburgh student. The dataset guide is now available on the DataSets page of the the Datajam website and is being translated to Arabic. Sarah’s work on this dataset guide was supported by a Frederick Honors College internship, and we are delighted that Sarah has recently received a Frederick Honors College fellowship for the summer to work on further resources for the DataJam teams in Jordan. Sarah Sirakos was featured in the “Meet the DataJam Mentors” column in Issue 16 of the DataJam Download in January 2024.

Meet the DataJam Mentor



Hi, my name is Greg Guo and I’m a 4th year student at Northeastern University in Boston, Massachusetts studying Finance and Mathematics with a minor in Data Science. In my free time, I love to play tennis (I play on the club team at school), try new restaurants in and around Boston, and read fiction (currently reading Neuromancer, but some of my other favorite recent reads have been Pachinko, Yellowface, and Tomorrow, Tomorrow, and Tomorrow). I’m a first-time mentor with the DataJam, working with Brooke High School.

My interest in statistics and data science first started when I took AP Statistics in high school, and slowly grew as I began to do internships and research

projects. In a past internship, I worked at an investment bank doing bond trading and I saw how pivotal data manipulation and statistical analysis were in nearly every industry; we used large amounts of data to attempt to glean any kind of edge or advantage that we could. Also, I work on various research projects at Northeastern with faculty and the basis of many theses in my field involve causal inference, or the ability to prove a cause-and-effect relationship quantitatively which in turn relies heavily on statistics, coding, hypothesis testing, and experimental design, all of which are taught and trained through the DataJam. In the future, I hope to work in a field that is intellectually challenging and uses many of the concepts that the DataJam reinforces, such as applied statistics and data science.

I joined the DataJam for a few reasons. First, in high school I volunteered frequently, but since I've been in college I haven't been able to do as much for a multitude of reasons, so I joined the DataJam to reconnect with that side of myself. Also, I strongly resonated with the mission and goals of the DataJam, to increase visibility into a career or interest in data science and data in general. In high school, I never had the opportunity to actually apply what I had learned in many of my STEM courses to a real-world project; seeing what the teams that I have worked with and in past competitions have created so far blows me away, and I know that any student who participates in the DataJam will not only have fun but also have a leg up over all of their peers in their understanding and experience working with data, statistics, and coding.

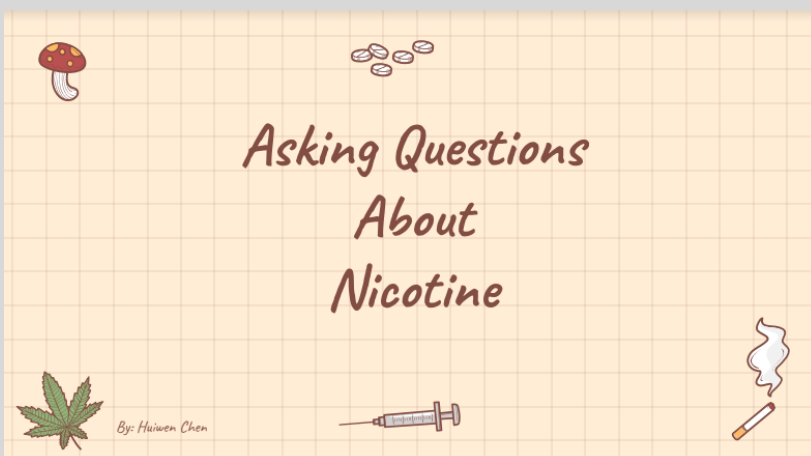
Meet the Data Science Professional

Hello everyone! I'm Huiwen Chen, currently a second-year graduate student pursuing Applied Developmental Psychology at the University of Pittsburgh. During my undergraduate years at Kenyon College, I pursued a double major in Religious Studies and Psychology, which significantly honed both my quantitative and qualitative analysis skills. One of the highlights of my undergraduate journey was my capstone project, which delved into the realm of nicotine and alcohol use and abuse. Drawing upon my past experiences and expertise, I've leveraged my knowledge to craft guides for DataJam. For those of you contemplating a psychology major, I want to emphasize that data science is not merely a skill or a passing interest; it's an indispensable tool that will shape both your academic pursuits and future career endeavors. Participating in DataJam offers a unique opportunity to enhance your academic performance and broaden your skill set in ways that will be invaluable throughout your journey in psychology and beyond.



Apart from my keen interest in researching religion and psychology, particularly their data aspects, I find joy in music, reading, and gardening. I've been playing the piano since the age of three and dedicate substantial time to reading and tending to plants. Even in the realm of plant care, I apply my affinity for data by utilizing graphs and charts to monitor watering schedules, fertilization routines, and misting frequencies.

At present, my focus is on my Capstone project, which involves evaluating the effectiveness of the DataJam program. Through my journey in data analysis, I've come to understand that mastering data science is fundamentally about consistent practice and refinement. For those who are just starting out, I advocate for patience and persistence. Take the time to immerse yourself in the learning process, allowing room for trial and error, and embrace each opportunity to grow and improve. Huiwen made the DataSet Guide on "Asking Questions about Nicotine" that is now available on the DataSet page of the DataJam website.



DataJam Timeline for 2023-2024

On the DataJam page of the website the new [2024 DataJam Timeline](#) has been posted. Click [here](#) to see the Timeline.

- **DataJam Final Presentations will be April 17-23**
 - **Instructions for the final presentation is on page 9 of the guidebook and the rubric that will be used to judge the presentation is on pages 12-13.**
- **2024 DataJam Finale will be Thur., April 25, 2024**



DataJam Guidebook - 2024

We are looking forward to DataJam 2024!

We Hope You Are Too!

Email us at datajam@thedatajam.org when you are ready to start working with a DataJam Mentor!